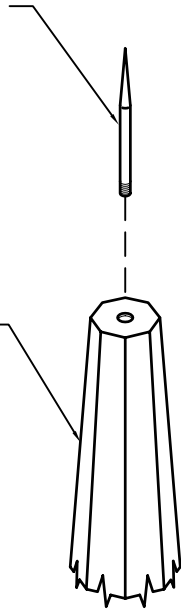


5/8" X 12' LG. COPPER
AIR TERMINAL
(NICKEL PLATED)




TOP OF SPIRE
(INTERNAL HARDWARE
GLASSED TO SPIRE)

LP ONLY MOUNT

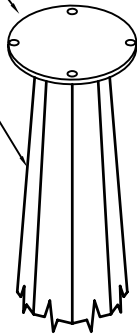
****CAUTION****
DO NOT OVERTIGHTEN

2' BODY SPIRE
CROSS OR FINIAL,
SHIM AS REQ'D



ALUMINUM
MOUNTING PLATE
(GLASSED TO SPIRE)

TOP OF SPIRE
(INTERNAL HARDWARE
GLASSED TO SPIRE)



CROSS MOUNT

NOTES:

AFTER INSTALLING AND PLUMBING THE SPIRE, PLACE AND ORIENT THE SPIRE CROSS AS DESIRED. AT THIS POINT THE CROSS WILL NEED TO BE CLAMPED OR OTHERWISE HELD IN PLACE WHILE MARKING OR DRILLING MATCHING HOLES IN THE CROSS MOUNTING PLATE.


ONCE THE HOLES ARE DRILLED, BOLT THE CROSS DOWN TO THE SPIRE UTILIZING THE BOLTS AND NYLOK NUTS PROVIDED. WASHERS ARE PROVIDED TO BE USED AS SHIMS, BETWEEN THE PLATE, IF REQUIRED.

IF YOU ORDERD THE LIGHTNING PROTECTION OPTION IN LIEU OF THE CROSS, THE AIR TERMINAL WILL BE SHIPPED TAPED TO THE COPPER GROUND CABLE, INSIDE THE BOTTOM OF THE SPIRE, AND SHOULD BE INSTALLED AS SHOWN.

SHEET
NO. 1 OF 1

DATE: 08-03-05	SHEET FILE NAME: INST. SHT/STEEPLE
DRAWN BY: TDR	REVISION: 0
CHECKED BY:	SCALE: N.T.S.

STANDARD SPIRE CROSS &
LP MOUNTING DETAIL
FOR
FIBERGLASS SPECIALTIES, INC.
HENDERSON TEXAS



P.O. BOX 1340
HENDERSON, TEXAS
75653-1340
903/657-6522
FAX# 903/657-2318